

**SUMMARY OF APPROPRIATIONS, ALLOTMENTS, OBLIGATIONS, DISBURSEMENTS AND BALANCES BY OBJECT OF EXPENDITURES**  
As at the Quarter Ending June 30, 2022

	Current Year Appropriations
	Supplemental Appropriations
X	Continuing Appropriations

Department: Department of Health (DOH)  
 Agency/Entity: Office of the Secretary  
 Operating Unit: Metro Manila Centers for Health Development  
 Organization Code (UACS): 13 001 0300013  
 Fund Cluster: 01 Regular Agency Fund  
 (e.g. UACS Fund Cluster: 01-Regular Agency Fund, 02-Foreign Assisted Projects Fund, 03-Special Account-Locally Funded/Domestic Grants Fund, and 04-Special Account-Foreign Assisted/Foreign Grants Fund)

Particulars	UACS CODE	Appropriations					Allotments			Obligations					Disbursements					Balances			
		Authorized Appropriations	Adjustments (Transfer To/From, Modifications/Augmentations)	Adjusted Appropriations	Allotments Received	Adjustments (Reductions, Modifications/Augmentations)	Transfer To	Transfer From	Adjusted Allotments	1st Quarter Ending March 31	2nd Quarter Ending June 30	3rd Quarter Ending Sept. 30	4th Quarter Ending Dec. 31	TOTAL	1st Quarter Ending March 31	2nd Quarter Ending June 30	3rd Quarter Ending Sept. 30	4th Quarter Ending Dec. 31	TOTAL	Unreleased Appropriations	Unobligated Allotments	Unpaid Obligations (15-20)+(23+24)	
		3	4	5=(3+4)	6	7	8	9	10=[(6)-(7)-(8+9)]	11	12	13	14	15=(11+12+13+14)	16	17	18	19	20=(16+17+18+19)	21=(5-10)	22=(10-15)	23	24
SUMMARY		163,960,935.84	1,317,414,150.40	1,481,375,086.24	163,960,935.84	0.00	(100,000.00)	1,317,514,150.40	1,491,375,086.24	933,958,155.89	268,518,393.34	0.00	0.00	1,202,477,549.03	636,520,878.38	48,738,635.06	0.00	0.00	685,265,513.44	0.00	278,897,537.21	0.00	617,218,035.59
I. CONTINUING APPROPRIATIONS		163,960,935.84	1,317,414,150.40	1,481,375,086.24	163,960,935.84	0.00	(100,000.00)	1,317,514,150.40	1,491,375,086.24	933,958,155.89	268,518,393.34	0.00	0.00	1,202,477,549.03	636,520,878.38	48,738,635.06	0.00	0.00	685,265,513.44	0.00	278,897,537.21	0.00	617,218,035.59
J. Agency Specific Budget		160,833,758.11	602,099,919.24	762,933,677.35	160,833,758.11	0.00	(100,000.00)	602,199,919.24	792,933,677.35	291,995,227.03	234,204,042.04	0.00	0.00	496,199,269.07	431,858.18	2,205,659.36	0.00	0.00	293,717,877.00	0.00	227,141,734.65	0.00	484,844,551.50
Maintenance and Other Operating Expenses		112,623,854.44	602,099,919.24	714,723,863.72	112,623,854.44	0.00	(100,000.00)	602,199,919.24	714,723,863.72	280,148,227.03	227,433,842.04	0.00	0.00	18,066.00	0.00	2,328.00	0.00	0.00	232,800.00	0.00	761,413.97	0.00	15,738.00
Traveling Expenses	502010000	1,152,960.37	(373,500.40)	779,459.97	1,152,960.37	(373,500.40)	0.00	779,459.97	0.00	18,066.00	0.00	0.00	0.00	0.00	0.00	0.00	0.00	0.00	0.00	0.00	3,163,517.03	0.00	0.00
Traveling Expenses - Local	502010100	1,152,960.37	(373,500.40)	779,459.97	1,152,960.37	(373,500.40)	0.00	779,459.97	0.00	18,066.00	0.00	0.00	0.00	0.00	0.00	0.00	0.00	0.00	0.00	0.00	3,163,517.03	0.00	0.00
Training and Scholarship Expenses	502020000	6,174,917.03	(3,011,400.00)	3,163,517.03	6,174,917.03	(3,011,400.00)	0.00	3,163,517.03	0.00	0.00	0.00	0.00	0.00	0.00	0.00	0.00	0.00	0.00	0.00	0.00	3,083,227.84	0.00	0.00
Training Expenses	502020100	6,094,627.84	(3,011,400.00)	3,083,227.84	6,094,627.84	(3,011,400.00)	0.00	3,083,227.84	0.00	0.00	0.00	0.00	0.00	0.00	0.00	0.00	0.00	0.00	0.00	0.00	80,289.19	0.00	0.00
Training Expenses	502020102	6,094,627.84	(3,011,400.00)	3,083,227.84	6,094,627.84	(3,011,400.00)	0.00	3,083,227.84	0.00	0.00	0.00	0.00	0.00	0.00	0.00	0.00	0.00	0.00	0.00	0.00	80,289.19	0.00	0.00
Scholarship Grants/Expenses	502020200	80,289.19	0.00	80,289.19	80,289.19	0.00	0.00	80,289.19	0.00	0.00	0.00	0.00	0.00	0.00	0.00	0.00	0.00	0.00	0.00	0.00	0.00	0.00	19,823,817.28
Supplies and Materials Expenses	502030000	24,637,967.85	7,150,749.02	31,788,716.87	24,637,967.85	7,150,749.02	0.00	31,788,716.87	80,022.00	19,809,645.28	0.00	0.00	0.00	18,888,667.26	36,720.00	28,130.00	0.00	0.00	0.00	0.00	137,873.97	0.00	302,603.00
Office Supplies Expenses	502030100	137,873.97	302,603.00	440,476.97	137,873.97	302,603.00	0.00	440,476.97	0.00	302,603.00	0.00	0.00	0.00	302,603.00	0.00	0.00	0.00	0.00	0.00	0.00	5,900.00	0.00	0.00
Office Supplies Expenses	502030102	137,873.97	302,603.00	440,476.97	137,873.97	302,603.00	0.00	440,476.97	0.00	302,603.00	0.00	0.00	0.00	302,603.00	0.00	0.00	0.00	0.00	0.00	0.00	5,900.00	0.00	0.00
Drug and Medicine Expenses	502030200	538,898.02	0.00	538,898.02	538,898.02	0.00	0.00	538,898.02	0.00	5,900.00	0.00	0.00	0.00	5,900.00	5,900.00	0.00	0.00	0.00	0.00	0.00	0.00	0.00	0.00
Medical, Dental and Laboratory Supplies Expenses	502030800	23,433,892.30	4,809,920.30	28,243,812.60	23,433,892.30	4,809,920.30	0.00	28,243,812.60	3,018.00	17,017,907.94	0.00	0.00	0.00	17,020,925.94	3,000.00	0.00	0.00	0.00	0.00	0.00	0.00	0.00	0.00
Fuel, Oil and Lubricants Expenses	502030900	67,430.09	0.00	67,430.09	67,430.09	0.00	0.00	67,430.09	0.00	0.00	0.00	0.00	0.00	0.00	0.00	0.00	0.00	0.00	0.00	0.00	0.00	0.00	0.00
Sens-Expendable Machinery and Equipment Expenses	502032000	3,085.65	0.00	3,085.65	3,085.65	0.00	0.00	3,085.65	0.00	0.00	0.00	0.00	0.00	0.00	0.00	0.00	0.00	0.00	0.00	0.00	0.00	0.00	0.00
Office Equipment	502032102	3,085.65	(3,000.00)	85.65	3,085.65	(3,000.00)	0.00	85.65	0.00	0.00	0.00	0.00	0.00	0.00	0.00	0.00	0.00	0.00	0.00	0.00	0.00	0.00	0.00
Information and Communications Technology Equipment	502032103	0.00	0.00	0.00	0.00	0.00	0.00	0.00	0.00	0.00	0.00	0.00	0.00	0.00	0.00	0.00	0.00	0.00	0.00	0.00	0.00	0.00	0.00
Other Supplies and Materials Expenses	502039600	459,387.22	1,997,941.72	2,457,328.94	459,387.22	1,997,941.72	0.00	2,457,328.94	28,130.00	2,288,134.32	0.00	0.00	0.00	0.00	28,130.00	28,130.00	0.00	0.00	0.00	0.00	0.00	0.00	0.00
Litery Expenses	502040000	247,169.91	(137,538.93)	109,630.98	247,169.91	(137,538.93)	0.00	109,630.98	0.00	0.00	0.00	0.00	0.00	0.00	0.00	0.00	0.00	0.00	0.00	0.00	0.00	0.00	0.00
Electricity Expenses	502040200	247,169.91	(137,538.93)	109,630.98	247,169.91	(137,538.93)	0.00	109,630.98	0.00	0.00	0.00	0.00	0.00	0.00	0.00	0.00	0.00	0.00	0.00	0.00	0.00	0.00	0.00
Communication Expenses	502050000	1,299,525.16	(883,730.15)	395,795.01	1,299,525.16	(450,924.02)	0.00	395,795.01	0.00	0.00	0.00	0.00	0.00	0.00	0.00	0.00	0.00	0.00	0.00	0.00	0.00	0.00	0.00
Postage and Courier Services	502050100	30,065.00	0.00	30,065.00	30,065.00	0.00	0.00	30,065.00	0.00	0.00	0.00	0.00	0.00	0.00	0.00	0.00	0.00	0.00	0.00	0.00	0.00	0.00	0.00
Telephone Expenses	502050200	569,710.18	(445,930.18)	113,780.00	569,710.18	(33,124.02)	0.00	113,780.00	0.00	0.00	0.00	0.00	0.00	0.00	0.00	0.00	0.00	0.00	0.00	0.00	0.00	0.00	0.00
Mobile	502050201	569,710.18	(445,930.18)	113,780.00	569,710.18	(33,124.02)	0.00	113,780.00	0.00	0.00	0.00	0.00	0.00	0.00	0.00	0.00	0.00	0.00	0.00	0.00	0.00	0.00	0.00
Cable, Satellite, Telegraph and Radio Expenses	502050400	669,750.00	(417,800.00)	251,950.00	669,750.00	(417,800.00)	0.00	251,950.00	0.00	0.00	0.00	0.00	0.00	0.00	0.00	0.00	0.00	0.00	0.00	0.00	0.00	0.00	0.00

This report was generated using the Unified Reporting System on null version.FAR1A.1.1 ; Status : SUBMITTED

Department: Department of Health (DOH)  
 Agency/Entity: Office of the Secretary  
 Operating Unit: Metro Manila Centers for Health Development  
 Organization Code (UACS): 13 001 0300013  
 Fund Cluster: 01 Regular Agency Fund

<input type="checkbox"/>	Current Year Appropriations
<input type="checkbox"/>	Supplemental Appropriations
<input checked="" type="checkbox"/>	Continuing Appropriations

(e.g. UACS Fund Cluster: 01-Regular Agency Fund, 02-Foreign Assisted Projects Fund, 03-Special Account-Locally Funded/Domestic Grants Fund, and 04-Special Account-Foreign Assisted/Foreign Grants Fund)

Particulars	UACS CODE	Appropriations		Allotments		Obligations								Disbursements				Balances								
		Authorized Appropriations	Adjustments (Transfer To/From, Modifications/ Augmentations)	Adjusted Appropriations	Allotments Received	Adjustments (Reductions, Modifications/ Augmentations)	Transfer To	Transfer From	Adjusted Allotments	1st Quarter Ending March 31	2nd Quarter Ending June 30	3rd Quarter Ending Sept. 30	4th Quarter Ending Dec. 31	TOTAL	1st Quarter Ending March 31	2nd Quarter Ending June 30	3rd Quarter Ending Sept. 30	4th Quarter Ending Dec. 31	TOTAL	Unreleased Appropriations	Unobligated Allotments	Unpaid Obligations (15-20)(23+24)				
		3	4	5=(3+4)	6	7	8	9	10=[6+(7-8+9)]	11	12	13	14	15=(11+12+13+14)	16	17	18	19	20=(18+17+18+19)	21=(5-10)	22=(10-15)	23	24			
		1,000.00	0.00	1,000.00	1,000.00	0.00	0.00	1,000.00	0.00	0.00	0.00	0.00	0.00	0.00	0.00	0.00	0.00	0.00	0.00	0.00	1,000.00	0.00	0.00	0.00		
Survey/Research, Exploration and Development	502070000	1,000.00	0.00	1,000.00	1,000.00	0.00	0.00	1,000.00	0.00	0.00	0.00	0.00	0.00	0.00	0.00	0.00	0.00	0.00	0.00	0.00	1,000.00	0.00	0.00	0.00		
Salaries	502070000	1,000.00	0.00	1,000.00	1,000.00	0.00	0.00	1,000.00	0.00	0.00	0.00	0.00	0.00	0.00	0.00	0.00	0.00	0.00	0.00	0.00	1,000.00	0.00	0.00	0.00		
Survey Expenses	502100000	1,000.00	0.00	1,000.00	1,000.00	0.00	0.00	1,000.00	0.00	0.00	0.00	0.00	0.00	0.00	0.00	0.00	0.00	0.00	0.00	0.00	1,000.00	0.00	0.00	0.00		
Confidential, Intelligence and Extraordinary Expenses	502100000	44,400.00	(44,400.00)	0.00	44,400.00	(44,400.00)	0.00	0.00	0.00	0.00	0.00	0.00	0.00	0.00	0.00	0.00	0.00	0.00	0.00	0.00	0.00	0.00	0.00	0.00		
Extraordinary and Miscellaneous Expenses	502100000	44,400.00	(44,400.00)	0.00	44,400.00	(44,400.00)	0.00	0.00	0.00	0.00	0.00	0.00	0.00	0.00	0.00	0.00	0.00	0.00	0.00	0.00	0.00	0.00	0.00	0.00		
Professional Services	502110000	3,313,993.78	1,028,459.00	4,342,452.78	3,313,993.78	1,028,459.00	0.00	0.00	4,342,452.78	2,332,128.83	831,963.78	0.00	0.00	3,164,092.61	377,138.18	1,757,835.38	0.00	0.00	2,134,973.57	0.00	1,178,360.15	0.00	0.00	1,029,119.04		
Legal Services	502110100	140,000.00	13,050.00	153,050.00	140,000.00	13,050.00	0.00	0.00	153,050.00	13,050.00	0.00	0.00	0.00	13,050.00	0.00	13,050.00	0.00	0.00	13,050.00	0.00	140,000.00	0.00	0.00	0.00		
Consultancy Services	502110300	151,342.55	0.00	151,342.55	151,342.55	0.00	0.00	151,342.55	0.00	0.00	0.00	0.00	0.00	0.00	0.00	0.00	0.00	0.00	0.00	0.00	151,342.55	0.00	0.00	0.00		
Consultancy Services	502110300	151,342.55	0.00	151,342.55	151,342.55	0.00	0.00	151,342.55	0.00	0.00	0.00	0.00	0.00	0.00	0.00	0.00	0.00	0.00	0.00	0.00	151,342.55	0.00	0.00	0.00		
Other Professional Services	502118000	3,022,651.21	1,015,409.00	4,038,060.21	3,022,651.21	1,015,409.00	0.00	0.00	4,038,060.21	2,332,128.83	818,913.78	0.00	0.00	3,151,042.61	377,138.18	1,744,785.38	0.00	0.00	2,128,227.87	0.00	719,557.89	0.00	0.00	1,029,119.04		
General Services	502120000	3,821,276.27	(3,201,718.62)	719,557.65	3,821,276.27	(3,201,718.62)	0.00	0.00	719,557.65	0.00	0.00	0.00	0.00	0.00	0.00	0.00	0.00	0.00	0.00	0.00	719,557.65	0.00	0.00	0.00		
Environment/Utility Services	502120100	3,915,521.97	(3,195,964.32)	719,557.65	3,915,521.97	(3,195,964.32)	0.00	0.00	719,557.65	0.00	0.00	0.00	0.00	0.00	0.00	0.00	0.00	0.00	0.00	0.00	719,557.65	0.00	0.00	0.00		
Janitorial Services	502120200	849.40	(849.40)	0.00	849.40	(849.40)	0.00	0.00	0.00	0.00	0.00	0.00	0.00	0.00	0.00	0.00	0.00	0.00	0.00	0.00	849.40	0.00	0.00	0.00		
Security Services	502120300	904.90	(904.90)	0.00	904.90	(904.90)	0.00	0.00	0.00	0.00	0.00	0.00	0.00	0.00	0.00	0.00	0.00	0.00	0.00	0.00	904.90	0.00	0.00	0.00		
Other General Services	502129900	4,000.00	(4,000.00)	0.00	4,000.00	(4,000.00)	0.00	0.00	0.00	0.00	0.00	0.00	0.00	0.00	0.00	0.00	0.00	0.00	0.00	0.00	4,000.00	0.00	0.00	0.00		
Financial Assistance/Subsidy	502140000	65,885,072.01	604,018,953.15	670,004,025.16	65,885,072.01	(1,267,581.95)	(100,000.00)	659,376,035.10	670,004,025.16	257,710,076.20	205,509,847.00	0.00	0.00	462,727,923.20	0.00	100,000.00	0.00	0.00	100,000.00	0.00	202,276,101.98	0.00	0.00	462,627,923.20		
Financial Assistance to NGOs	502140200	60,985,072.01	178,906,804.70	239,891,876.71	60,985,072.01	(426,489,230.40)	0.00	659,376,035.10	239,891,876.71	22,294,100.75	15,321,674.00	0.00	0.00	37,615,774.75	0.00	0.00	0.00	0.00	0.00	0.00	202,276,101.98	0.00	0.00	138,000,000.00		
Financial Assistance to Local Government Units	502140300	0.00	138,000,000.00	138,000,000.00	0.00	138,000,000.00	0.00	0.00	138,000,000.00	90,000,000.00	48,000,000.00	0.00	0.00	138,000,000.00	0.00	0.00	0.00	0.00	0.00	0.00	0.00	0.00	0.00	0.00	138,000,000.00	
Budgetary Support to Government-Owned and/or	502140400	5,000,000.00	286,562,148.45	291,562,148.45	5,000,000.00	286,562,148.45	0.00	0.00	291,562,148.45	145,423,975.45	141,138,173.00	0.00	0.00	286,562,148.45	0.00	0.00	0.00	0.00	0.00	0.00	0.00	0.00	0.00	0.00	286,562,148.45	
Subsidy Support to Operations of GOCCs	502140401	5,000,000.00	286,562,148.45	291,562,148.45	5,000,000.00	286,562,148.45	0.00	0.00	291,562,148.45	145,423,975.45	141,138,173.00	0.00	0.00	286,562,148.45	0.00	0.00	0.00	0.00	0.00	0.00	0.00	0.00	0.00	0.00	286,562,148.45	
Subsidy to Operating Units	502140300	0.00	0.00	0.00	0.00	0.00	0.00	0.00	0.00	0.00	0.00	0.00	0.00	0.00	0.00	0.00	0.00	0.00	0.00	0.00	0.00	0.00	0.00	0.00	0.00	450,000.00
Subsidies - Others	502149900	0.00	550,000.00	550,000.00	0.00	550,000.00	0.00	0.00	550,000.00	0.00	550,000.00	0.00	0.00	550,000.00	0.00	0.00	0.00	0.00	0.00	0.00	0.00	0.00	0.00	0.00	1,493.25	
Taxes, Insurance Premiums and Other Fees	502150000	1,493.25	0.00	1,493.25	1,493.25	0.00	0.00	1,493.25	0.00	0.00	0.00	0.00	0.00	0.00	0.00	0.00	0.00	0.00	0.00	0.00	0.00	0.00	0.00	0.00	1,493.25	
Insurance Expenses	502150300	1,493.25	0.00	1,493.25	1,493.25	0.00	0.00	1,493.25	0.00	0.00	0.00	0.00	0.00	0.00	0.00	0.00	0.00	0.00	0.00	0.00	0.00	0.00	0.00	0.00	1,493.25	
Other Maintenance and Operating Expenses	502990300	5,884,488.80	(2,465,953.80)	3,418,535.00	5,884,488.80	297,359.90	0.00	(2,763,309.70)	3,418,535.00	8,000.00	1,843,320.00	0.00	0.00	1,851,320.00	8,000.00	296,368.00	0.00	0.00	303,368.00	0.00	1,487,215.08	0.00	0.00	0.00	1,647,954.00	
Advertising Expenses	502990100	339,457.00	(8,000.00)	331,457.00	339,457.00	0.00	0.00	331,457.00	0.00	0.00	0.00	0.00	0.00	331,457.00	0.00	0.00	0.00	0.00	0.00	0.00	0.00	0.00	0.00	0.00	447,954.00	
Printing and Publication Expenses	502990200	1,771,935.18	(1,315,981.18)	455,954.00	1,771,935.18	0.00	0.00	(1,771,482.43)	455,954.00	8,000.00	447,954.00	0.00	0.00	145,366.00	0.00	145,366.00	0.00	0.00	145,366.00	0.00	0.00	0.00	0.00	0.00	0.00	
Representation Expenses	502990300	711,915.52	(568,549.52)	145,366.00	711,915.52	0.00	0.00	(711,915.52)	145,366.00	0.00	145,366.00	0.00	0.00	1,350,000.00	0.00	150,000.00	0.00	0.00	150,000.00	0.00	0.00	0.00	0.00	0.00	1,200,000.00	
Rent/Lease Expenses	502990300	1,303,483.60	935,816.00	2,239,299.60	1,303,483.60	935,816.00	0.00	0.00	2,239,299.60	0.00	1,300,000.00	0.00	0.00	1,300,000.00	0.00	150,000.00	0.00	0.00	150,000.00	0.00	0.00	0.00	0.00	0.00	889,299.60	
Rents - Building and Structures	502990301	695,983.60	935,816.00	1,631,800.00	695,983.60	935,816.00	0.00	0.00	1,631,800.00	0.00	1,300,000.00	0.00	0.00	1,300,000.00	0.00	150,000.00	0.00	0.00	150,000.00	0.00	0.00	0.00	0.00	0.00	281,599.60	

This report was generated using the Unified Reporting System on null version.FAR1A.1.1 ; Status : SUBMITTED





Department: Department of Health (DOH)  
 Agency/Entity: Office of the Secretary  
 Operating Unit: Metro Manila Centers for Health Development  
 Organization Code (UACS): 13 001 0300013  
 Fund Cluster: 01 Regular Agency Fund


	Current Year Appropriations
	Supplemental Appropriations
X	Continuing Appropriations


(e.g. UACS Fund Cluster: 01-Regular Agency Fund, 02-Foreign Assisted Projects Fund, 03-Special Account-Locally Funded/Domestic Grants Fund, and 04-Special Account-Foreign Assisted/Foreign Grants Fund)

Particulars	UACS CODE	Appropriations			Allotments				Obligations				Disbursements				Balances						
		Authorized Appropriations	Adjustments (Transfer To/From, Modifications/Augmentations)	Adjusted Appropriations	Allotments Received	Adjustments (Reductions, Modifications/Augmentations)	Transfer To	Transfer From	Adjusted Allotments	1st Quarter Ending March 31	2nd Quarter Ending June 30	3rd Quarter Ending Sept. 30	4th Quarter Ending Dec. 31	TOTAL	1st Quarter Ending March 31	2nd Quarter Ending June 30	3rd Quarter Ending Sept. 30	4th Quarter Ending Dec. 31	TOTAL	Unreleased Appropriations	Unobligated Allotments	Unpaid Obligations (15-20)+(23+24)	
																						Due and Demandable	Not Yet Due and Demandable
1	2	3	4	5=(3+4)	6	7	8	9	10=(8+7)+9	11	12	13	14	15=(11+12+13+14)	16	17	18	19	20=(16+17+18+19)	21=(5-10)	22=(10-15)	23	24

Certified Correct:  
  
 MA. YEIZA A. PERALTA  
 Administrative Officer V  
 Date: 2022-07-30 17:36:06

Certified Correct:  
  
 MARICRIS FABUNAN, CPA  
 Accountant III  
 Date: 2022-07-30 17:06:36

Recommending Approval:  
  
 PHILIP E. DU, CPA, RBM  
 Chief Administrative Officer  
 Date: 2022-07-30 18:13:57

Approved By:  
  
 GLORIA J. BALBOA, MD, MPH, MHA, CEO VI, CESO III  
 Director IV  
 Date: 2022-07-30 18:36:32